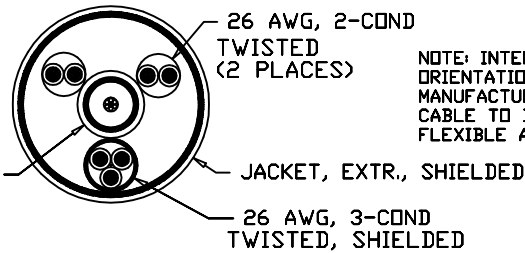


NOTES:

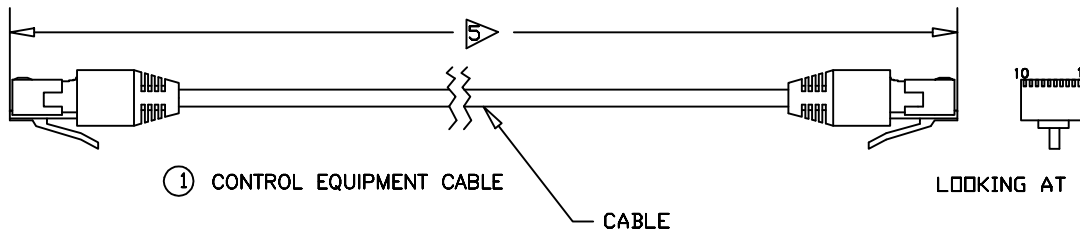
- 1) DATABUS A --- RX- (A/C END)  
 DATABUS B --- RX+ (A/C END)  
 DATABUS C --- TX- (A/C END)  
 DATABUS D --- TX+ (A/C END)
- 2) ALL SHIELDS TIED TO PIN 5 EXCEPT COAX SHIELD.
- 3) CABLE MUST PASS BURN REQUIREMENTS. (PART 25, APP.F)
- 4) PN OF AMP
- 5) REFER TO TABLE FOR CABLE LENGTH

REVISIONS			
REV	DESCRIPTION	DATE	DRAWN
A	Added -24 and -30 Tolerance was +/- 0.005"	03/18/2002	TLP
B	CHANGE COAX IMPEDANCE TO 50 OHM (RG178)	04/02/2002	MFS



NOTE: INTER-CABLE WIRE ORIENTATION AT CABLE MANUFACTURERS DISCRETION. CABLE TO BE AS SMALL AND FLEXIBLE AS POSSIBLE.

(B) VIDEO COAX 50 OHM



PART NUMBER	DESCRIPTION		
5-557963-3	CONNECTOR		
558527-1	STRAIN RELIEF		
558211-1	BOOT		
PIN	DESCRIPTION		
1	CE1 DATABUS (D)	ORANGE	TWISTED PAIR
2	CE1 DATABUS (C)	GREEN	
3	CE1 DATABUS (B)	YELLOW	TWISTED PAIR
4	CE1 DATABUS (A)	PURPLE	
5	SHIELD GND	ZAP - WIRE	SHIELDS EXCEPT COAX
6	VIDEO RETURN	COAX-SHIELD	VIDEO COAX
7	VIDEO OUTPUT	COAX-CENTER	
8	AUDIO COMMON	BROWN	TWISTED TRIAD
9	RIGHT AUDIO OUTPUT	GREY	
10	LEFT AUDIO OUTPUT	WHITE	

(A)	PART NUM	LEN
	108001-1-024	24"
	108001-1-030	30"
	108001-1-144	144"
	108001-1-168	168"
	108001-1-240	240"
	108001-1-264	264"
	108001-1-276	276"
	108001-1-336	336"
	108001-1-360	360"
	108001-1-480	480"

THIS DRAWING CONTAINS PROPRIETARY INFORMATION AND TECHNICAL MATERIAL THAT ARE THE SOLE PROPERTY OF MID CONTINENT CONTROLS, INC. THIS MATERIAL SHOULD BE TREATED AS CONFIDENTIAL BY ITS RECIPIENT AND SHOULD NOT BE SHOWN OR DISCLOSED TO ANY ORGANIZATION OR PERSON WITHOUT FIRST OBTAINING WRITTEN PERMISSION FROM MID CONTINENT CONTROLS, INC.

Mid Continent Controls, Inc. (316)789-0088  
 901 N. River, Derby, KS 67037

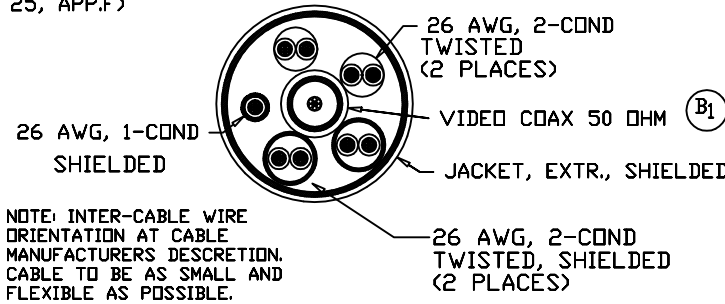
CABLE ASSEMBLIES

FINISH: N/A	SIZE B	DRAWN TLP	DWG NO. 108001	REV B
MATERIAL: N/A	SCALE 1:1	DATE 11/29/01	SHEET 1	
TOLERANCE: ±5.00" UNLESS NOTED				

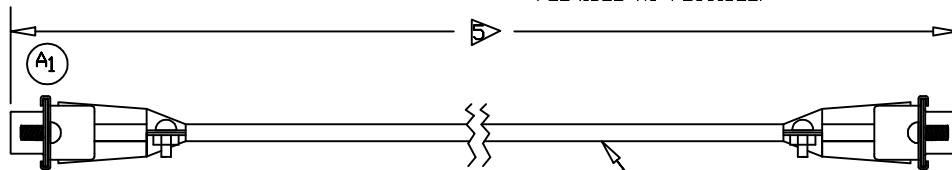
**NOTES:**

- 1) DATABUS A --- TX- (A/C END)  
 DATABUS B --- TX+ (A/C END)  
 DATABUS C --- RX- (A/C END)  
 DATABUS D --- RX+ (A/C END)
- 2) ALL SHIELDS (EXCEPT COAX) TIED TO PIN 4
- 3) CABLE MUST PASS BURN REQUIREMENTS. (PART 25, APP.F)
- ▶ PN OF POSITRONIC
- ▶ REFER TO TABLE FOR CABLE LENGTH
- ▶ PN OF ITT CANNON

REVISIONS			
REV	DESCRIPTION	DATE	DRAWN
A	1) ADDED SCREW LOCKS 2) CHANGED TOLERANCE. WAS +/- 0.005"	02/07/02	TLP
B	1) CHANGE COAX IMPEDANCE TO 50 OHM (RG178) 2) ADD TWISTED PAIR CONDUCTORS FOR RIGHT AUDIO	04/02/02	MFS



NOTE: INTER-CABLE WIRE ORIENTATION AT CABLE MANUFACTURERS DESCRETION. CABLE TO BE AS SMALL AND FLEXIBLE AS POSSIBLE.



(2) SOURCE EQUIPMENT CABLE

PART NUM	LEN
108001-2-480	480"

PART NUMBER	DESCRIPTION	QTY
CBC11W1F0000	CONNECTOR	4
FC6026D	SIGNAL SOCKET CONTACTS	4
*FC4101D OR *FC4102D	COAX SOCKET CONTACT	4 * TBD
DA20961	STRAIN RELIEF / SHROUD	6
D20419-74	MALE SCREW LOCK	6

PIN	DESCRIPTION	COLOR	WIRING
1	L+ AUDIO OUTPUT	WHITE	SHIELDED TWISTED PAIR (#3)
2	R+ AUDIO OUTPUT	GREY	SHIELDED TWISTED PAIR (#4)
3	INFRARED DATA OUTPUT	RED	SHIELDED SINGLE
4	INFRARED DATA RETURN	SHIELDS	SHIELDS (EXCEPT COAX)
5	DATABUS (B)	ORANGE	TWISTED PAIR (#1)
6	DATABUS (D)	YELLOW	TWISTED PAIR (#2)
7	L- AUDIO OUTPUT	BLACK	SHIELDED TWISTED PAIR (#3)
8	R- AUDIO OUTPUT	BLUE	SHIELDED TWISTED PAIR (#4)
9	DATABUS (A)	GREEN	TWISTED PAIR (#1)
10	DATABUS (C)	PURPLE	TWISTED PAIR (#2)
A1	VIDEO SOURCE (SIGNAL)	COAX CENTER	VIDEO COAX
ACS	VIDEO RETURN	COAX SHIELD	VIDEO COAX

<small>THIS DRAWING CONTAINS PROPRIETARY INFORMATION AND TECHNICAL MATERIAL THAT ARE THE SOLE PROPERTY OF MID CONTINENT CONTROLS, INC. THIS MATERIAL SHOULD BE TREATED AS CONFIDENTIAL BY ITS RECIPIENT AND SHOULD NOT BE SHOWN OR DISCLOSED TO ANY ORGANIZATION OR PERSON WITHOUT FIRST OBTAINING WRITTEN PERMISSION FROM MID CONTINENT CONTROLS, INC.</small>	Mid Continent Controls, Inc. (316)789-0088		901 N. River, Derby, KS 67037	
	CABLE ASSEMBLIES			
	FINISH: N/A	SIZE B	DRAWN TLP	DWG NO. 108001
MATERIAL: N/A	TOLERANCE: ± +/- 2.00" UNLESS NOTED	SCALE 1:1	DATE 11/29/2001	SHEET 2